



Regierungsrat des Kantons Basel-Stadt

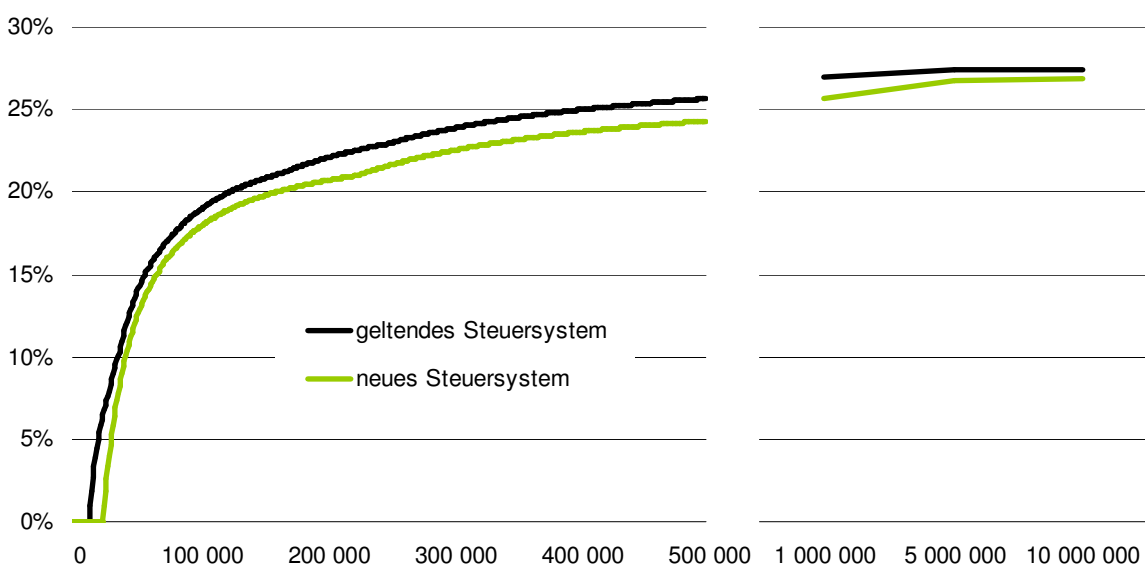
Beilage 2: Ausmass der Steuerentlastungen gemäss Gesetzesvorschlag

Einzelperson, ohne Kinder, erwerbstätig						
Nettolohn	Geltendes System		Neues System			
	Steuerbelastung		Steuerbelastung		Steuerentlastung	
	in CHF	in % ¹	in CHF	in % ¹	in CHF	in % ²
15'000	284	2%	0	0%	-284	-100%
20'000	992	5%	0	0%	-992	-100%
25'000	1'701	7%	235	1%	-1'466	-86%
30'000	2'490	8%	1'410	5%	-1'080	-43%
35'000	3'435	10%	2'585	7%	-850	-25%
40'000	4'517	11%	3'760	9%	-757	-17%
50'000	6'880	14%	6'110	12%	-770	-11%
60'000	9'242	15%	8'460	14%	-782	-8%
70'000	11'605	17%	10'810	15%	-795	-7%
80'000	13'980	17%	13'160	16%	-820	-6%
90'000	16'437	18%	15'510	17%	-927	-6%
100'000	18'894	19%	17'860	18%	-1'034	-5%
125'000	25'037	20%	23'735	19%	-1'302	-5%
150'000	31'179	21%	29'610	20%	-1'569	-5%
200'000	44'105	22%	41'360	21%	-2'745	-6%
250'000	57'371	23%	54'020	22%	-3'351	-6%
500'000	128'246	26%	121'520	24%	-6'726	-5%
1'000'000	269'996	27%	256'520	26%	-13'476	-5%
5'000'000	1'369'679	27%	1'336'520	27%	-33'159	-2%
10'000'000	2'739'929	27%	2'686'520	27%	-53'409	-2%

¹ Steuerbelastung in % des Nettolohns

² Entlastung in % der bisherigen Belastung

Steuerbelastung in Prozent des Nettoeinkommens: Einzelpersonen, ohne Kinder, erwerbstätig

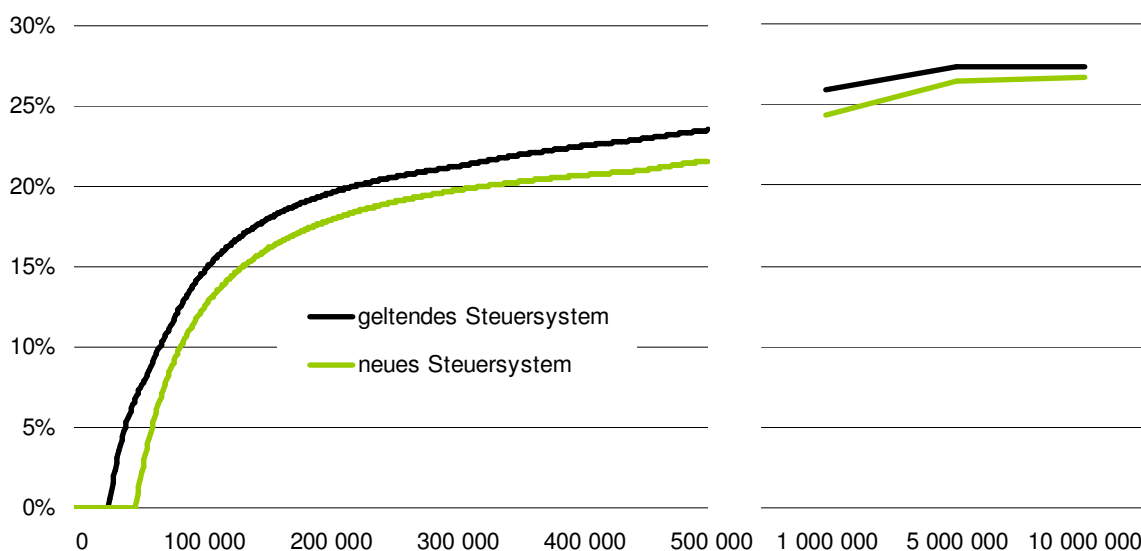


Ehepaar, ohne Kinder, beide Gatten erwerbstätig (70 : 30)						
Nettolohn	Geltendes System		Neues System			
	Steuerbelastung		Steuerbelastung		Steuerentlastung	
	in CHF	in % ¹	in CHF	in % ¹	in CHF	in % ²
15'000	0	0%	0	0%	0	0%
20'000	0	0%	0	0%	0	0%
25'000	0	0%	0	0%	0	0%
30'000	452	2%	0	0%	-452	-100%
35'000	1'232	4%	0	0%	-1'232	-100%
40'000	2'011	5%	0	0%	-2'011	-100%
50'000	3'571	7%	470	1%	-3'101	-87%
60'000	5'249	9%	2'820	5%	-2'429	-46%
70'000	7'328	10%	5'170	7%	-2'158	-29%
80'000	9'589	12%	7'520	9%	-2'069	-22%
90'000	12'046	13%	9'870	11%	-2'176	-18%
100'000	14'503	15%	12'220	12%	-2'283	-16%
125'000	20'645	17%	18'095	14%	-2'550	-12%
150'000	26'788	18%	23'970	16%	-2'818	-11%
200'000	39'073	20%	35'720	18%	-3'353	-9%
250'000	51'358	21%	47'470	19%	-3'888	-8%
500'000	117'538	24%	108'040	22%	-9'498	-8%
1'000'000	259'288	26%	243'040	24%	-16'248	-6%
5'000'000	1'367'017	27%	1'323'040	26%	-43'977	-3%
10'000'000	2'737'267	27%	2'673'040	27%	-64'227	-2%

¹ Steuerbelastung in % des Nettolohns

² Entlastung in % der bisherigen Belastung

Steuerbelastung in Prozent des Nettoeinkommens: Ehepaar, ohne Kinder, beide erwerbstätig (70 : 30)

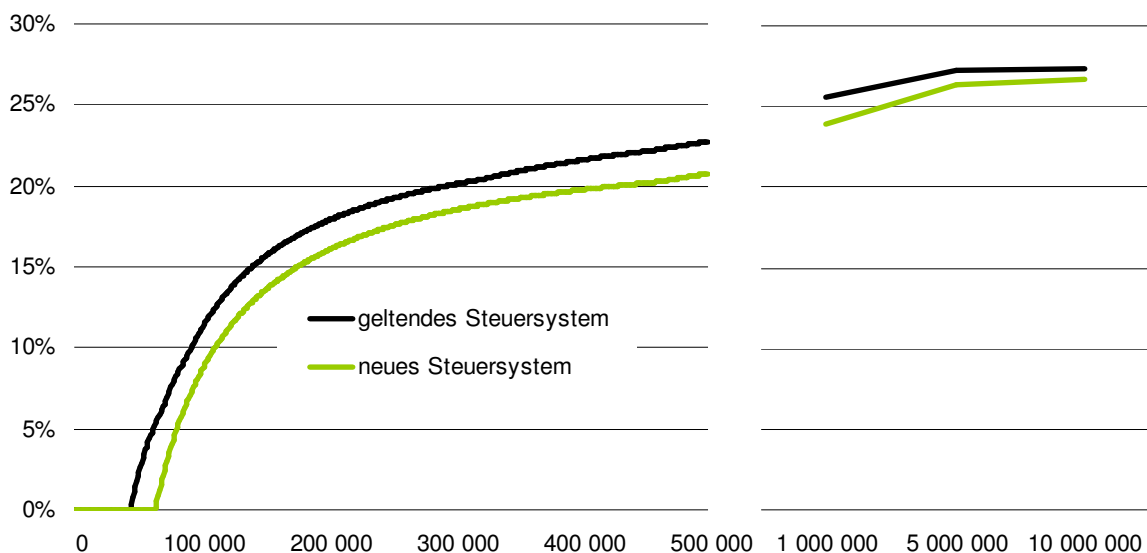


Ehepaar, 2 Kinder, beide Gatten erwerbstätig (70 : 30)						
Nettolohn	Geltendes System		Neues System			
	Steuerbelastung		Steuerbelastung		Steuerentlastung	
	in CHF	in % ¹	in CHF	in % ¹	in CHF	in % ²
15'000	0	0%	0	0%	0	0%
20'000	0	0%	0	0%	0	0%
25'000	0	0%	0	0%	0	0%
30'000	0	0%	0	0%	0	0%
35'000	0	0%	0	0%	0	0%
40'000	0	0%	0	0%	0	0%
50'000	1'045	2%	0	0%	-1'045	-100%
60'000	2'760	5%	0	0%	-2'760	-100%
70'000	4'475	6%	1'504	2%	-2'971	-66%
80'000	6'580	8%	3'854	5%	-2'726	-41%
90'000	8'704	10%	6'204	7%	-2'500	-29%
100'000	11'161	11%	8'554	9%	-2'607	-23%
125'000	17'304	14%	14'429	12%	-2'875	-17%
150'000	23'446	16%	20'304	14%	-3'142	-13%
200'000	35'731	18%	32'054	16%	-3'677	-10%
250'000	48'016	19%	43'804	18%	-4'212	-9%
500'000	113'683	23%	103'828	21%	-9'855	-9%
1'000'000	255'433	26%	238'828	24%	-16'605	-7%
5'000'000	1'363'290	27%	1'318'828	26%	-44'462	-3%
10'000'000	2'733'540	27%	2'668'828	27%	-64'712	-2%

¹ Steuerbelastung in % des Nettolohns

² Entlastung in % der bisherigen Belastung

Steuerbelastung in Prozent des Nettoeinkommens: Ehepaar, 2 Kinder, beide erwerbstätig (70 : 30)



Alleinerziehende Person, 2 Kinder, erwerbstätig						
Nettolohn	Geltendes System		Neues System			
	Steuerbelastung		Steuerbelastung		Steuerentlastung	
	in CHF	in % ¹	in CHF	in % ¹	in CHF	in % ²
15'000	0	0%	0	0%	0	0%
20'000	0	0%	0	0%	0	0%
25'000	0	0%	0	0%	0	0%
30'000	0	0%	0	0%	0	0%
35'000	0	0%	0	0%	0	0%
40'000	281	1%	0	0%	-281	-100%
50'000	1'996	4%	94	0%	-1'902	-95%
60'000	3'711	6%	2'444	4%	-1'267	-34%
70'000	5'644	8%	4'794	7%	-850	-15%
80'000	7'807	10%	7'144	9%	-663	-8%
90'000	10'154	11%	9'494	11%	-660	-7%
100'000	12'611	13%	11'844	12%	-767	-6%
125'000	18'754	15%	17'719	14%	-1'035	-6%
150'000	24'896	17%	23'594	16%	-1'302	-5%
200'000	37'181	19%	35'344	18%	-1'837	-5%
250'000	49'466	20%	47'094	19%	-2'372	-5%
500'000	115'355	23%	107'608	22%	-7'747	-7%
1'000'000	257'105	26%	242'608	24%	-14'497	-6%
5'000'000	1'364'907	27%	1'322'608	26%	-42'299	-3%
10'000'000	2'735'157	27%	2'672'608	27%	-62'549	-2%

¹ Steuerbelastung in % des Nettolohns

² Entlastung in % der bisherigen Belastung

Steuerbelastung in Prozent des Nettoeinkommens: Alleinerziehende(r), 2 Kinder, erwerbstätig

